


- * All Natural
- * Biodegradable
- * Non Carcinogenic



- * Helps meet EPA 1996 mandate to reduce waste
- * Can be Incinerated

FLOOR GATOR®

HOW TO USE FLOOR GATOR




Apply Floor Gator directly in front of the spill. If liquid is flowing, simply form a dam using Floor Gator to contain the spill.

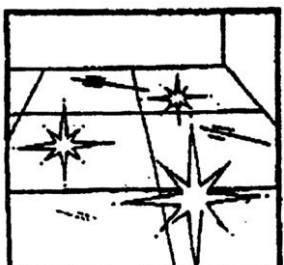
Adjust the amount of Floor Gator used depending on the volume of liquid and the viscosity of the liquid.



Sweep the Floor Gator into the spilt liquid with a stiff bristle broom. Sweep the Floor Gator in a back and forth motion until all liquid is absorbed. Floor Gator will absorb the liquid and will not require secondary cleanup if enough Floor Gator is used.



Once the liquid is absorbed the contaminated Floor Gator should be swept up. Place used Floor Gator into the recycle container. Floor Gator can be reused until fully saturated.



Floor Gator will leave the floor Clean and Dry when used properly. For best results sweep up the used Floor Gator immediately after putting it down. Always dispose of used Floor Gator as per guidelines established by your Local, State & Federal regulations.

To re-order more FLOOR GATOR please call:
INDUSTRIAL FLOORING SUPPLY
800-225-8836

www.FASTCUREFLOORS.com

info@fastcurefloors.com